

8.6 MILLION INHABITANTS

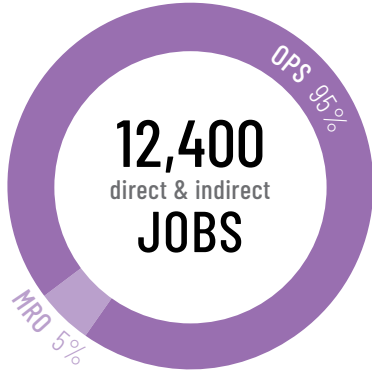
83,900 KM<sup>2</sup>

GDP / INHABITANT (PPS): 130

EU index = base 100

# AUSTRIA

## ECONOMIC IMPACT



**€2.95 billion**

Output of the BizAv Sector

**26** Airports with BizAv traffic in 2017



## BIZAV FLEET

- Bizliners: 3 (1.5%)
- Heavy Jets: 57 (28.8%)
- Midsized Jets: 47 (23.7%)
- Light Jets: 53 (26.8%)
- Turboprops: 38 (19.2%)

**BASED FLEET: 198**

Registered fleet: 206

Most common Aircraft:  
**Challenger**  
300

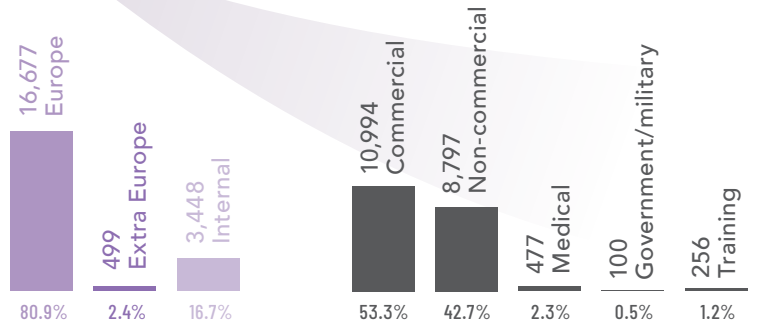
**OE-**

## MARKET SHARE Number of departures

Business Aviation **12%**




- Traditional airlines 65.8%
- Low cost airlines 18.8%
- Charter 1.6%
- Cargo 1.9%



## TOP 5 MARKETS TO AND FROM AUSTRIA

(No. of flights)



## BIZAV DEPARTURES IN 2017

**+6%**  
vs. 2016

**20,624**  
Total departures  
in 2017

**8<sup>th</sup>**  
(EU28 + CHE, ISL, NOR)

## TOP 5 CITY PAIRS (No. of flights)

Vienna — Klagenfurt	541
Vienna — Innsbrück	539
Vienna — Moscow	495
Salzburg — Zürich	482
Vienna — Salzburg	469

## TOP AIRPORTS (No. of departures)

